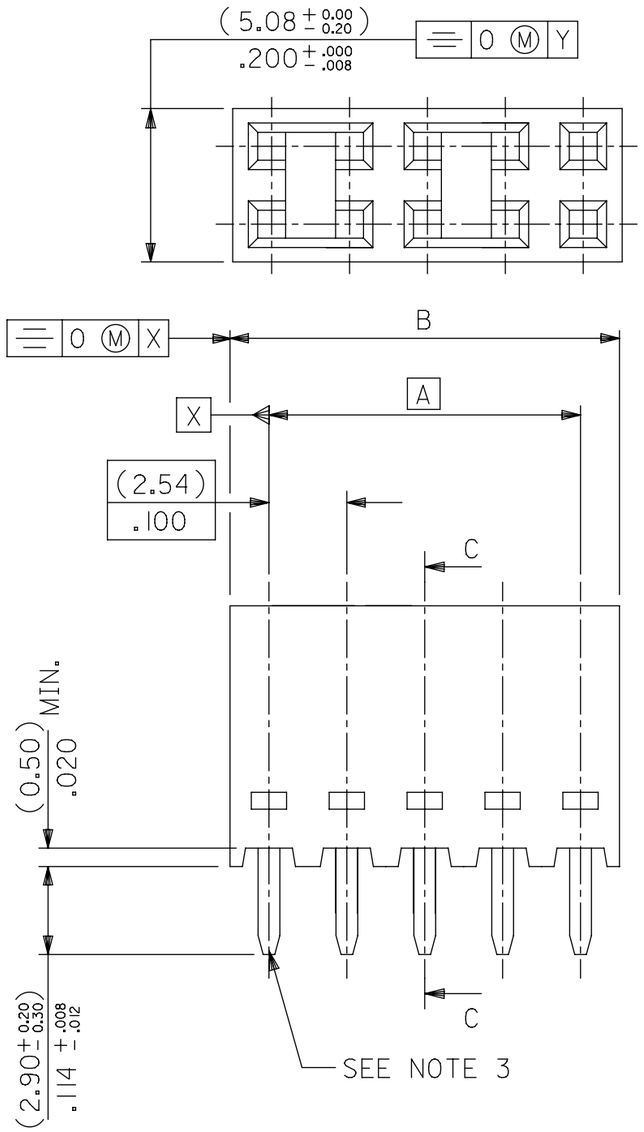

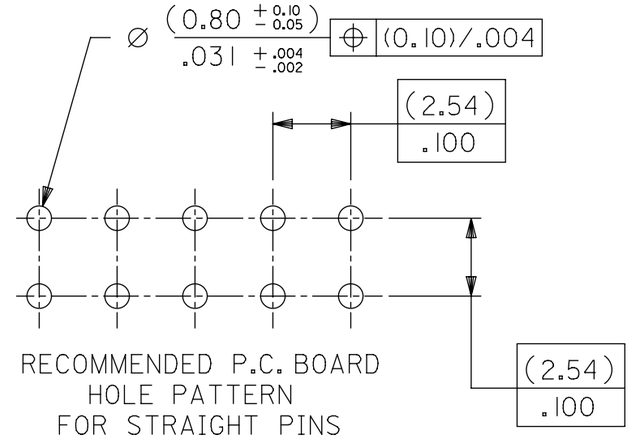

RECOMMENDED P.C. BOARD HOLE PATTERN FOR STRAIGHT PINS

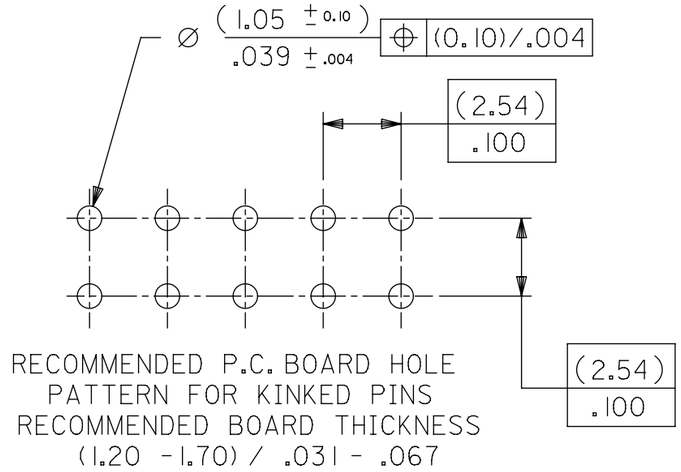

RECOMMENDED P.C. BOARD HOLE PATTERN FOR KINKED PINS
RECOMMENDED BOARD THICKNESS
(1.20 - 1.70) / .031 - .067

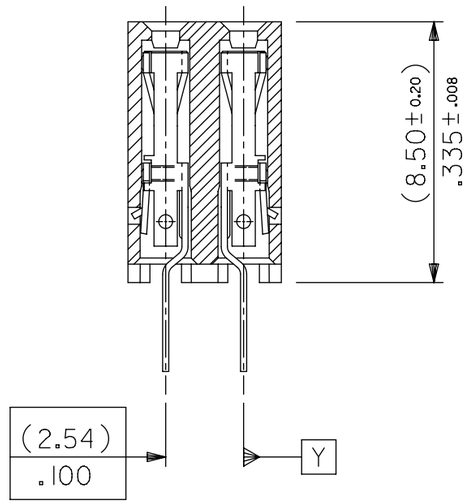

SECTION C-C

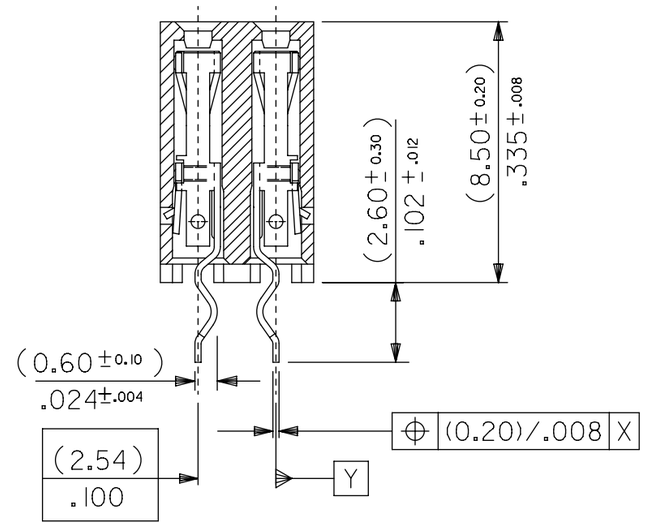

SECTION C-C

NOTES

1) CONTACT-PLATED PHOSPHOR BRONZE.
2) HOUSING-15% GLASS FILLED POLYESTER. COLOUR-BLACK.
3) COMPATIBLE WITH PCB HOLE PATTERN.
4) FOR (0.635)/.025 SQ. MALE PINS THE LENGTH MUST BE (5.65)/.222 MIN & (7.00)/.276 MAX. TO ENSURE GOOD CONNECTION WITH CONTACT.

6	AF
5	AD
4	AD
3	AD
2	AG
1	AH

THIS DRAWING CONTAINS INFORMATION THAT IS PROPRIETARY TO MOLEX ELECTRONIC TECHNOLOGIES, LLC AND SHOULD NOT BE USED WITHOUT WRITTEN PERMISSION

DIMENSION UNITS	SCALE
mm	1:1

GENERAL TOLERANCES (UNLESS SPECIFIED)

	MM	INCH
4 PLACES	±	±
3 PLACES	±	±
2 PLACES	± 0.05	±
1 PLACE	± 0.1	±
0 PLACES	±	±
ANGULAR TOL	± °	

DRAFT WHERE APPLICABLE MUST REMAIN WITHIN DIMENSIONS

CURRENT REV DESC: MIGRATED

EC NO: 615440
DRWN: MKP 2019/04/10
CHK'D: NMANE02 2019/04/12
APPR: MRAMAKRISHNA 2019/04/12

INITIAL REVISION:
DRWN: DB 21/07/86
APPR:

THIRD ANGLE PROJECTION | DRAWING: A3-SIZE | SERIES: 90151

molex

C-GRID III DUAL ROW
VERTICAL P.C. BOARD CONNECTOR

PRODUCT CUSTOMER DRAWING

DOCUMENT NUMBER	DOC TYPE	DOC PART	REVISION
SDA-90151	PSD	001	AJ

MATERIAL NUMBER	CUSTOMER	SHEET NUMBER
SEE TABLE	GENERAL MARKET	1 OF 6

DOCUMENT STATUS	P1	RELEASE DATE	2019/04/12 12:54:09

FORMAT: Metric-Header-tb-prod-A3
REVISION: D
DATE: 2018/01/11

PART NO. SEE CHART
DWG. NO. SDA-90151

PART NO. STRAIGHT PINS	PART NO. KINKED PINS	NO. OF CKTS.	DIM. "A"	DIM. "B" $(^{+0.00}_{-0.30})^{+.000}_{-.012}$	QTY. PER TUBE
90151-2X04	90151-3X04	4	(2.54) .100	(5.08) .200	105
06	06	6	(5.08) .200	(7.62) .300	72
08	08	8	(7.62) .300	(10.16) .400	52
10	10	10	(10.16) .400	(12.70) .500	44
12	12	12	(12.70) .500	(15.24) .600	36
14	14	14	(15.24) .600	(17.78) .700	30
16	16	16	(17.78) .700	(20.32) .800	26
18	18	18	(20.32) .800	(22.86) .900	24
20	20	20	(22.86) .900	(25.40)1.000	22
22	22	22	(25.40)1.000	(27.94)1.100	20
24	24	24	(27.94)1.100	(30.48)1.200	18
26	26	26	(30.48)1.200	(33.02)1.300	16
28	28	28	(33.02)1.300	(35.56)1.400	14
30	30	30	(35.56)1.400	(38.10)1.500	14
32	32	32	(38.10)1.500	(40.64)1.600	13
34	34	34	(40.64)1.600	(43.18)1.700	12
36	36	36	(43.18)1.700	(45.72)1.800	12
38	38	38	(45.72)1.800	(48.26)1.900	11
40	40	40	(48.26)1.900	(50.80)2.000	11
42	42	42	(50.80)2.000	(53.34)2.100	11
44	44	44	(53.34)2.100	(55.88)2.200	10
46	46	46	(55.88)2.200	(58.42)2.300	10
48	48	48	(58.42)2.300	(60.96)2.400	9
50	50	50	(60.96)2.400	(63.50)2.500	8
52	52	52	(63.50)2.500	(66.04)2.600	8
54	54	54	(66.04)2.600	(68.58)2.700	8
56	56	56	(68.58)2.700	(71.12)2.800	7
58	58	58	(71.12)2.800	(73.66)2.900	7
60	60	60	(73.66)2.900	(76.20)3.000	7
62	62	62	(76.20)3.000	(78.74)3.100	7
90151-2X64	90151-3X64	64	(78.74)3.100	(81.28)3.200	6

PLATING VERSION A

PRE-PLATED HOT DIP TIN
1.0 TO 2.5 um (.000040" TO .000100").

PLATING VERSION E

1.27 TO 1.78 um (.000050" TO .000070") NICKEL
OVERALL, 0.38 TO 0.64 um (.000015" TO .000025")
GOLD ON CONTACT AREA (OVER NICKEL).
3 TO 5 um (.000120" TO .000200") TIN
ON SOLDER TAILS (OVER NICKEL).

PLATING VERSION F.

1.27 TO 1.78 um (.000050" TO .000070") NICKEL
OVERALL, 0.76 TO 1.0 um (.000030" TO .000040")
GOLD ON CONTACT AREA (OVER NICKEL).
3 TO 5 um (.000120" TO .000200") TIN
ON SOLDER TAILS (OVER NICKEL).

PLATING VERSION G.

1.27 TO 1.78 um (.000050" TO .000070") NICKEL
OVERALL, 0.125 um MIN. (.000005" MIN.) GOLD FLASH
ON CONTACT AREA (OVER NICKEL).
3 TO 5 um (.000120" TO .000200") TIN
ON SOLDER TAILS (OVER NICKEL).

PLATING VERSION N.

1.27 TO 1.78 um (.000050" TO .000070") NICKEL
OVERALL, 0.76 TO 2.6 um (.000030" TO .000100")
GOLD ON CONTACT AREA (OVER NICKEL).
4 um (.000120") MINIMUM TIN
ON SOLDER TAILS (OVER NICKEL).

STANDARD PRODUCTS

90151-XX YY

- YY — INDICATES NO. OF CIRCUITS.
- XX — PLATING CODE.
  - 1 = VERSION A.
  - 2 = VERSION E.
  - 3 = VERSION F.
  - 4 = VERSION N.
  - 5 = VERSION G.
- 90151 — SEE CHART .

THIS DRAWING CONTAINS INFORMATION THAT IS PROPRIETARY TO MOLEX ELECTRONIC TECHNOLOGIES, LLC AND SHOULD NOT BE USED WITHOUT WRITTEN PERMISSION

DIMENSION UNITS	SCALE
mm	1:1

GENERAL TOLERANCES (UNLESS SPECIFIED)

	MM	INCH
4 PLACES	±	±
3 PLACES	±	±
2 PLACES	± 0.05	±
1 PLACE	± 0.1	±
0 PLACES	±	±
ANGULAR TOL	± °	

DRAFT WHERE APPLICABLE MUST REMAIN WITHIN DIMENSIONS

CURRENT REV DESC: MIGRATED

EC NO: 615440
DRWN: MKP 2019/04/10
CHK'D: NMANE02 2019/04/12
APPR: MRAMAKRISHNA 2019/04/12
INITIAL REVISION:
DRWN: DB 21/07/86
APPR:

THIRD ANGLE PROJECTION | DRAWING: A3-SIZE | SERIES: 90151

molex

C-GRID III DUAL ROW
VERTICAL P.C. BOARD CONNECTOR

PRODUCT CUSTOMER DRAWING

DOCUMENT NUMBER	DOC TYPE	DOC PART	REVISION
SDA-90151	PSD	001	AJ

MATERIAL NUMBER	CUSTOMER	SHEET NUMBER
SEE TABLE	GENERAL MARKET	2 OF 6

DOCUMENT STATUS	P1	RELEASE DATE	2019/04/12 12:54:09

FORMAT: Metric-Inch-Order-tb-prod-A3
REVISION: D
DATE: 2018/01/15

SEE CHART

SDA-90151

90151-XXYY

INDICATES NO. OF CIRCUITS.

PLATING CODE.
41 = VERSION A.
42 = VERSION E.
43 = VERSION N.
44 = VERSION F.

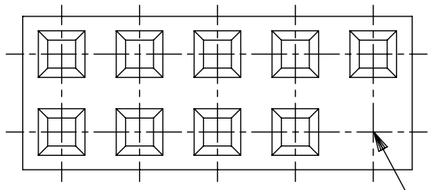

TYPICAL POSITION VOID

PART NUMBER	CKT. SIZE	PIN VOID	QTY. PER TUBE
90151-4424	2 X 12	5	36
90151-4114	2 X 7	1,13.	55
90151-4340	2 X 20	2,4,6,8,12,13,15,16,23 24,26,27,28,30,33, 34,35,36,37,38,40.	11
90151-4322	2 X 11	1,4,5,6,7,8,9,10,11,14 15,16,17,18,19,20,21.	20
90151-4206	2 X 3	3,4	72
90151-4420	**2 x 10**	1	**22**

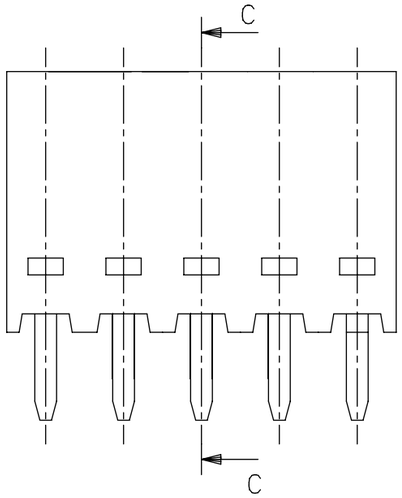

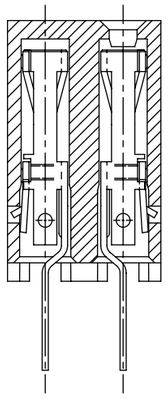

SECTION C-C

NOTES

1) FOR DIMENSIONS SEE SHEET 1.

2) FOR PLATING CODE DEFINITIONS SEE SHEET 2.

NON-STANDARD PRODUCTS

THIS DRAWING CONTAINS INFORMATION THAT IS PROPRIETARY TO MOLEX ELECTRONIC TECHNOLOGIES, LLC AND SHOULD NOT BE USED WITHOUT WRITTEN PERMISSION

DIMENSION UNITS	SCALE
mm	1:1

GENERAL TOLERANCES (UNLESS SPECIFIED)

	MM	INCH
4 PLACES	±	±
3 PLACES	±	±
2 PLACES	± 0.05	±
1 PLACE	± 0.1	±
0 PLACES	±	±
ANGULAR TOL	± °	

DRAFT WHERE APPLICABLE MUST REMAIN WITHIN DIMENSIONS

CURRENT REV DESC: MIGRATED

EC NO: 615440

DRWN: MKP 2019/04/10

CHK'D: NMANE02 2019/04/12

APPR: MRAMAKRISHNA 2019/04/12

INITIAL REVISION:

DRWN: DB 21/07/86

APPR:

THIRD ANGLE PROJECTION | DRAWING: A3-SIZE | SERIES: 90151

molex

C-GRID III DUAL ROW
VERTICAL P.C. BOARD CONNECTOR

PRODUCT CUSTOMER DRAWING

DOCUMENT NUMBER	DOC TYPE	DOC PART	REVISION
SDA-90151	PSD	001	AJ

MATERIAL NUMBER	CUSTOMER	SHEET NUMBER
SEE TABLE	GENERAL MARKET	3 OF 6

DOCUMENT STATUS	P1	RELEASE DATE	2019/04/12 12:54:09

PART NO. SEE CHART
DWG. NO. SDA-90151

PART NO.	CKT SIZE	CONTACT VOIDS	MOULDING COLOUR	PLATING TYPE	QTY. PER TUBE
90151-9216	2 X 8	1,2,15,16	WHITE	E	26

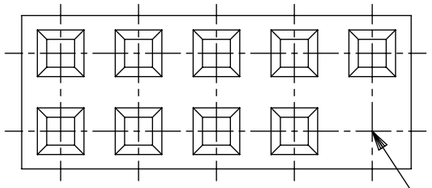

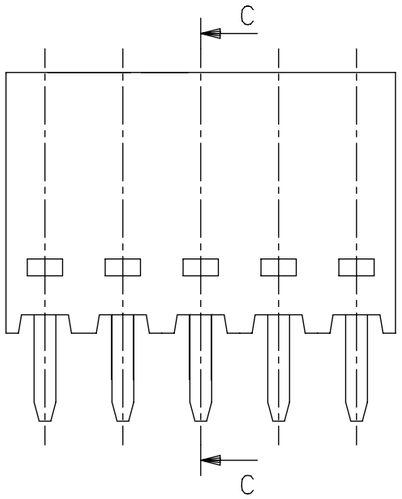

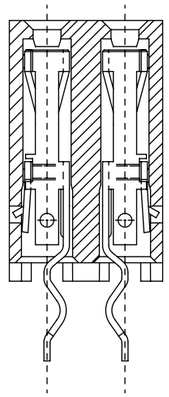

SECTION C-C

NOTES

1) FOR ALL UNSTATED NOTES AND DIMENSIONS SEE SHEET 1.

NON STANDARD PRODUCTS

THIS DRAWING CONTAINS INFORMATION THAT IS PROPRIETARY TO MOLEX ELECTRONIC TECHNOLOGIES, LLC AND SHOULD NOT BE USED WITHOUT WRITTEN PERMISSION

DIMENSION UNITS	SCALE
mm	1:1

GENERAL TOLERANCES (UNLESS SPECIFIED)

	MM	INCH
4 PLACES	±	±
3 PLACES	±	±
2 PLACES	± 0.05	±
1 PLACE	± 0.1	±
0 PLACES	±	±
ANGULAR TOL	± °	

DRAFT WHERE APPLICABLE MUST REMAIN WITHIN DIMENSIONS

CURRENT REV DESC: MIGRATED

EC NO: 615440
DRWN: MKP 2019/04/10
CHK'D: NMANE02 2019/04/12
APPR: MRAMAKRISHNA 2019/04/12

INITIAL REVISION:
DRWN: DB 21/07/86
APPR:

THIRD ANGLE PROJECTION | DRAWING: A3-SIZE | SERIES: 90151

molex

C-GRID III DUAL ROW
VERTICAL P.C. BOARD CONNECTOR

PRODUCT CUSTOMER DRAWING

DOCUMENT NUMBER	DOC TYPE	DOC PART	REVISION
SDA-90151	PSD	001	AJ

MATERIAL NUMBER	CUSTOMER	SHEET NUMBER
SEE TABLE	GENERAL MARKET	4 OF 6

DOCUMENT STATUS	P1	RELEASE DATE	2019/04/12 12:54:09

FORMAT: Mol-tem-tmplt-lb-prod-A3
REVISION: D
DATE: 2018/01/16

PART NO. SEE CHART
DWG. NO. SDA-90151

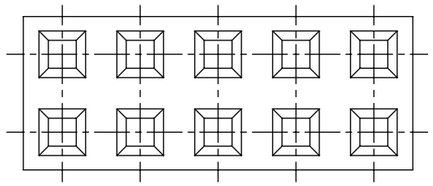

PART NO.	CKT SIZE	CONTACT VOID POSITIONS	MOULDING COLOUR	PLATING TYPE	QTY. PER TUBE
90151-8164	2 X32	1,2,63,64	BLACK	E	12
90151-8138	2 X19	1,2,37,38	BLACK	E	22
90151-8124	2 X12	1,2,23,24	BLACK	E	18
90151-8114	2 X 7	1,2,13,14	BLACK	E	73

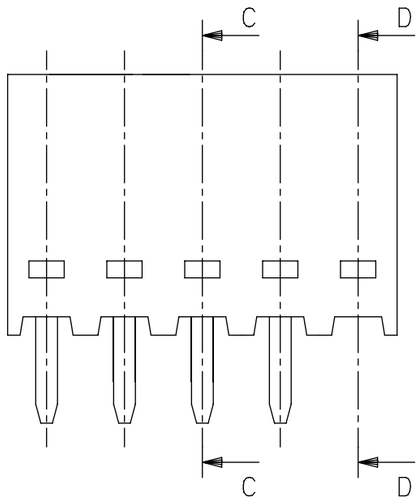

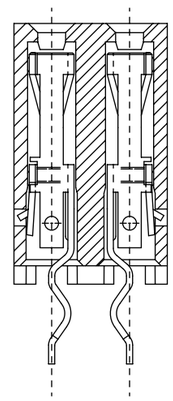

SECTION C-C

(LOADED CONTACTS)

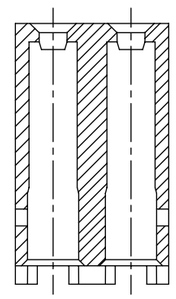

SECTION D-D

(CONTACTS REMOVED FOR VOID POSITIONS)

NOTES

1) FOR ALL UNSTATED NOTES AND DIMENSIONS SEE SHEET 1.

NON STANDARD PRODUCTS

THIS DRAWING CONTAINS INFORMATION THAT IS PROPRIETARY TO MOLEX ELECTRONIC TECHNOLOGIES, LLC AND SHOULD NOT BE USED WITHOUT WRITTEN PERMISSION

DIMENSION UNITS	SCALE
mm	1:1

GENERAL TOLERANCES (UNLESS SPECIFIED)

	MM	INCH
4 PLACES	±	±
3 PLACES	±	±
2 PLACES	± 0.05	±
1 PLACE	± 0.1	±
0 PLACES	±	±
ANGULAR TOL	± °	

DRAFT WHERE APPLICABLE MUST REMAIN WITHIN DIMENSIONS

CURRENT REV DESC: MIGRATED

EC NO: 615440
DRWN: MKP 2019/04/10
CHK'D: NMANE02 2019/04/12
APPR: MRAMAKRISHNA 2019/04/12

INITIAL REVISION:
DRWN: DB 21/07/86
APPR:

THIRD ANGLE PROJECTION | DRAWING: A3-SIZE | SERIES: 90151

molex

C-GRID III DUAL ROW
VERTICAL P.C. BOARD CONNECTOR

PRODUCT CUSTOMER DRAWING

DOCUMENT NUMBER	DOC TYPE	DOC PART	REVISION
SDA-90151	PSD	001	AJ

MATERIAL NUMBER	CUSTOMER	SHEET NUMBER
SEE TABLE	GENERAL MARKET	5 OF 6

DOCUMENT STATUS	P1	RELEASE DATE	2019/04/12 12:54:09

FORMAT: Metl-jan-tmpler-tb-prod-A3
REVISION: D
DATE: 2018/01/15

PART NO. SEE CHART
DWG. NO. SDA-90151

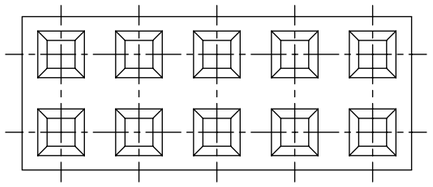

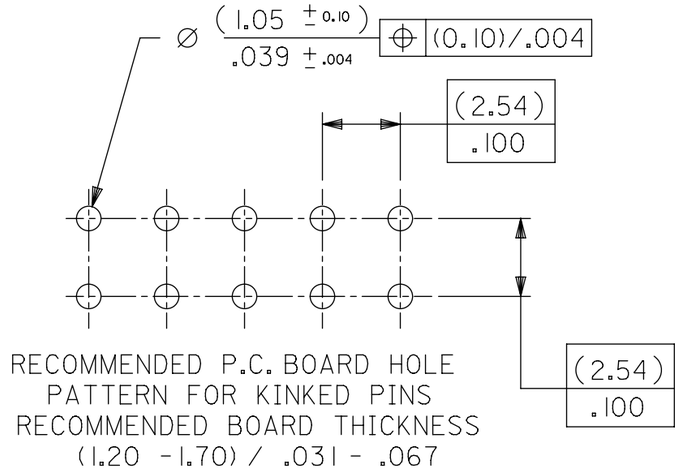

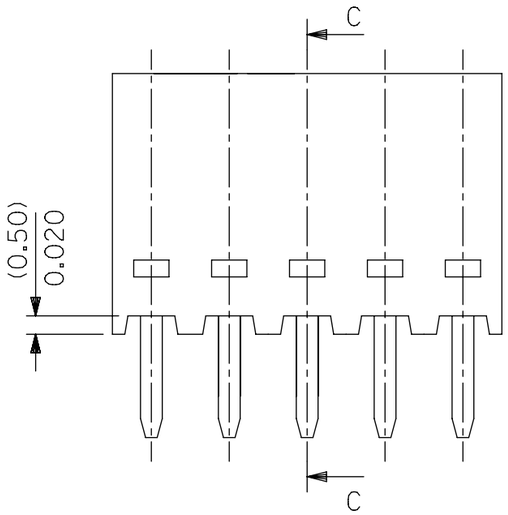

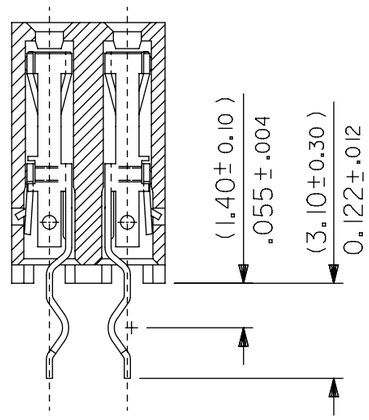

SECTION C-C

PART No.	CKT SIZE	MOULDING COLOUR	QUANTITY PER TUBE	PLATING VERSION
90151-5238	38	BLACK	11	E

NOTES

1) FOR ALL UNSTATED NOTES AND DIMENSIONS SEE SHEET 1.

NON STANDARD PRODUCT

THIS DRAWING CONTAINS INFORMATION THAT IS PROPRIETARY TO MOLEX ELECTRONIC TECHNOLOGIES, LLC AND SHOULD NOT BE USED WITHOUT WRITTEN PERMISSION

DIMENSION UNITS	SCALE
mm	1:1

GENERAL TOLERANCES (UNLESS SPECIFIED)

	MM	INCH
4 PLACES	±	±
3 PLACES	±	±
2 PLACES	± 0.05	±
1 PLACE	± 0.1	±
0 PLACES	±	±
ANGULAR TOL	± °	

DRAFT WHERE APPLICABLE MUST REMAIN WITHIN DIMENSIONS

CURRENT REV DESC: MIGRATED

EC NO: 615440
DRWN: MKP 2019/04/10
CHK'D: NMANE02 2019/04/12
APPR: MRAMAKRISHNA 2019/04/12
INITIAL REVISION:
DRWN: DB 21/07/86
APPR:

THIRD ANGLE PROJECTION | DRAWING: A3-SIZE | SERIES: 90151

molex

C-GRID III DUAL ROW
VERTICAL P.C. BOARD CONNECTOR

PRODUCT CUSTOMER DRAWING

DOCUMENT NUMBER	DOC TYPE	DOC PART	REVISION
SDA-90151	PSD	001	AJ

MATERIAL NUMBER	CUSTOMER	SHEET NUMBER
SEE TABLE	GENERAL MARKET	6 OF 6

DOCUMENT STATUS	P1	RELEASE DATE	2019/04/12 12:54:09

FORMAT: Mol-less-Order-lb-prod-A3
REVISION: D
DATE: 2018/01/15

Mouser Electronics

Authorized Distributor

Click to View Pricing, Inventory, Delivery & Lifecycle Information:

Molex:

90151-2148 90151-2224 90151-2228 90151-2232