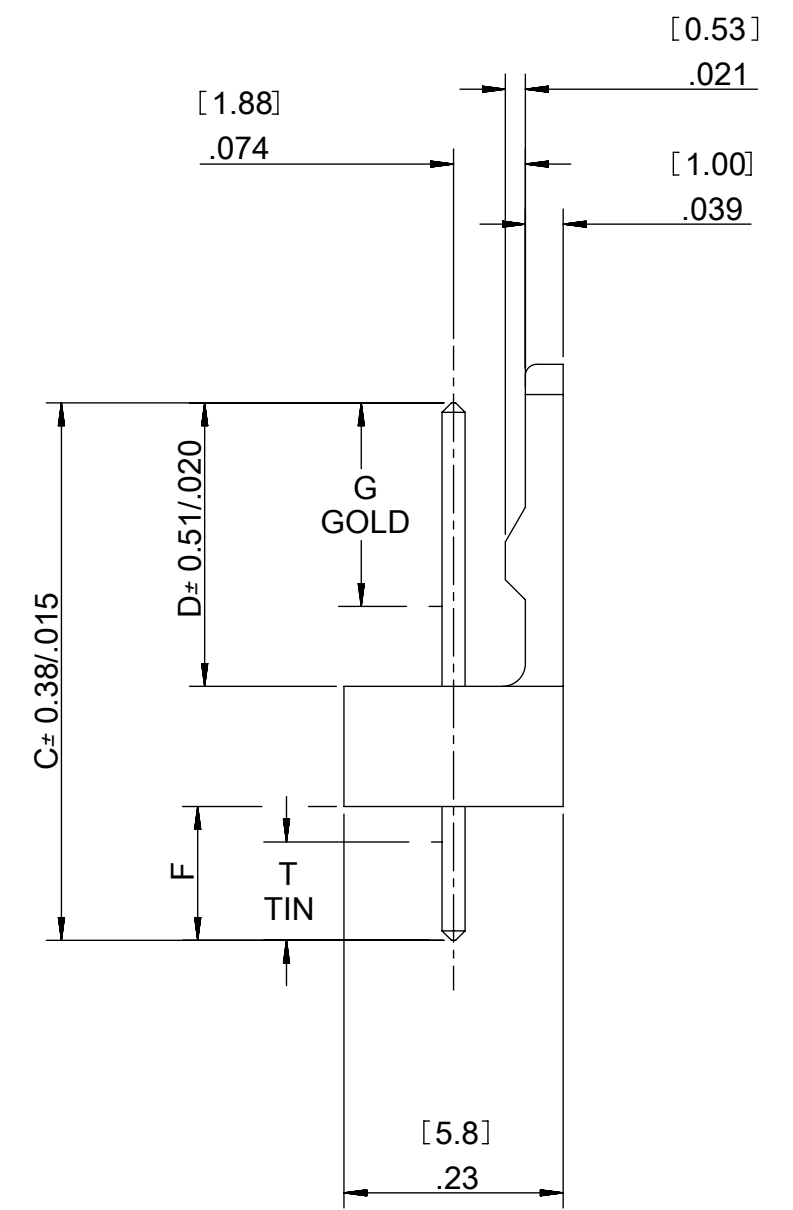
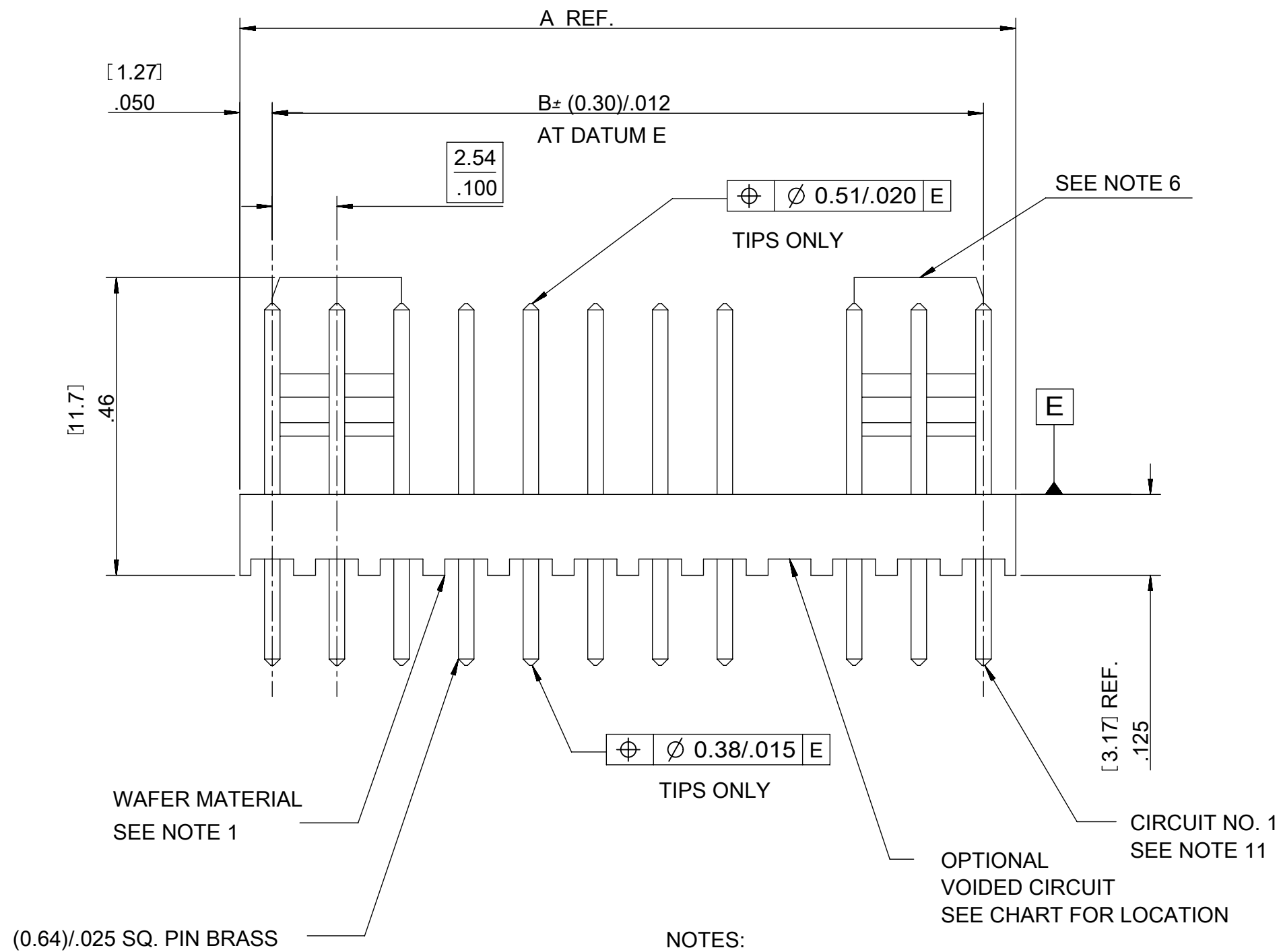
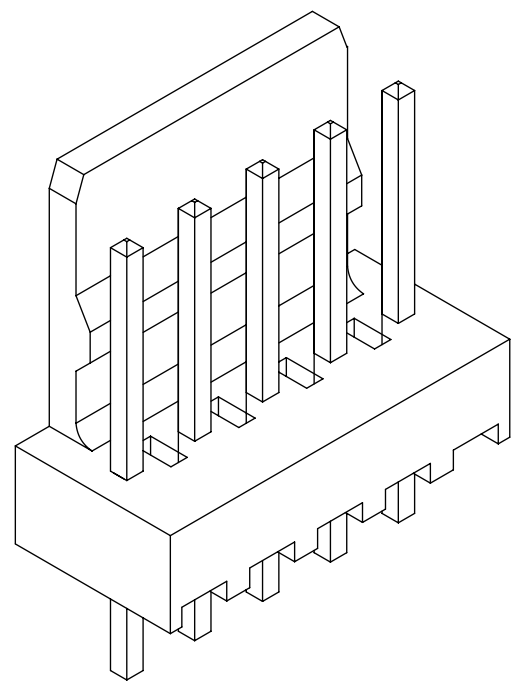
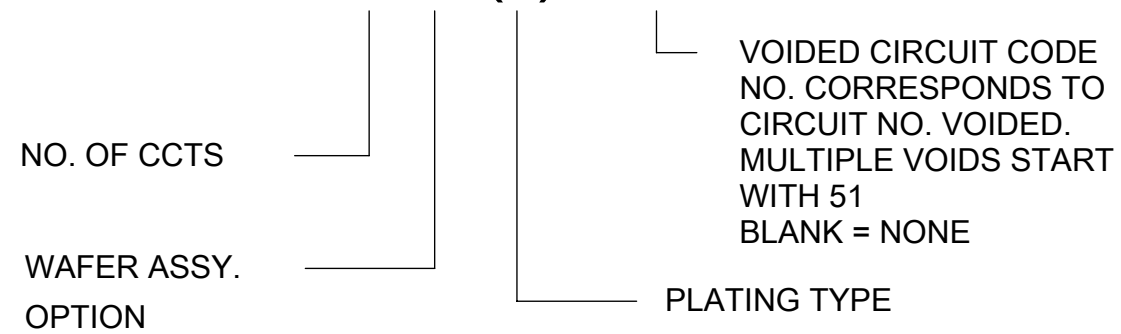


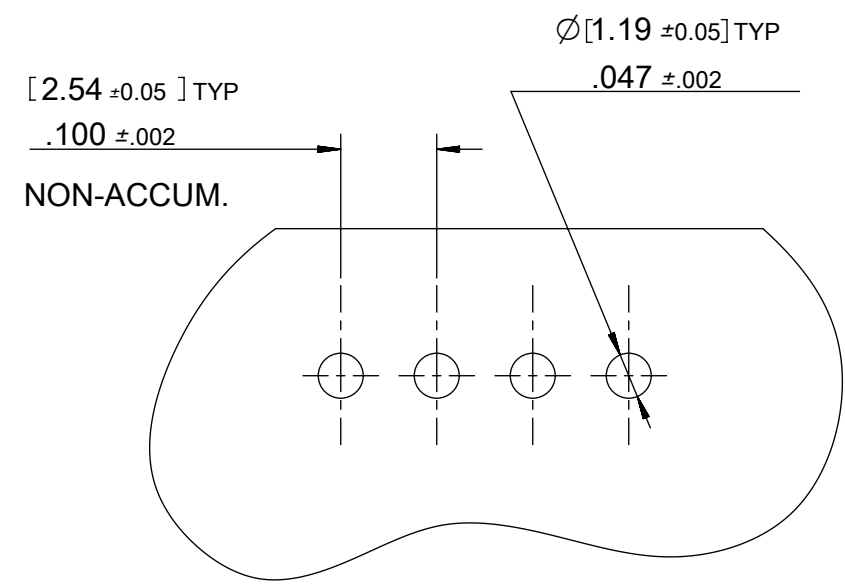
NO. OF CCTS	DIMN. "A"	DIMN. "B"
2	( 5.08 ) .200	( 2.54 ) .100
3	( 7.62 ) .300	( 5.08 ) .200
4	( 10.16 ) .400	( 7.62 ) .300
5	( 12.70 ) .500	( 10.16 ) .400
6	( 15.24 ) .600	( 12.70 ) .500
7	( 17.78 ) .700	( 15.24 ) .600
8	( 20.32 ) .800	( 17.78 ) .700
9	( 22.86 ) .900	( 20.32 ) .800
10	( 25.40 ) 1.000	( 22.86 ) .900
11	( 27.94 ) 1.100	( 25.40 ) 1.000
12	( 30.48 ) 1.200	( 27.94 ) 1.100
13	( 33.02 ) 1.300	( 30.48 ) 1.200
14	( 35.56 ) 1.400	( 33.02 ) 1.300
15	( 38.10 ) 1.500	( 35.56 ) 1.400
16	( 40.64 ) 1.600	( 38.10 ) 1.500



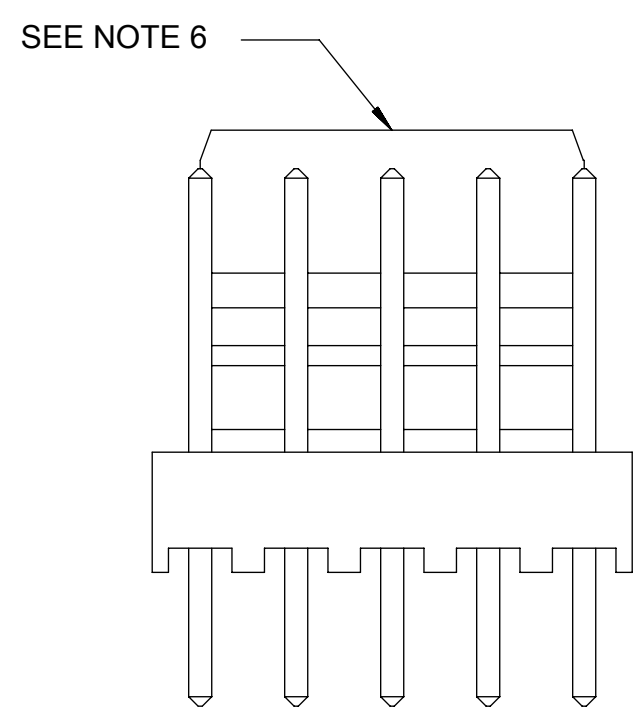
### AE-6410- N \* (\*) - \*



- NOTES:
1. WAFER MATERIAL: NYLON, UL94V-0, PIN MATERIAL: BRASS
  2. FINISH:  
 154 = OVERALL TIN: 0.00254/.00100 MIN. OVER 0.00127/.000050 MIN. NICKEL  
 197 = OVERALL REFLOWED MATTE TIN: 0.00152/.00060 MIN. OVER 0.00127/.000050 MIN. NICKEL  
 222 = OVERALL MATTE TIN: 0.00254/.00100 MIN. OVER 0.00127/.000050 MIN NICKEL  
 228 = SELECT GOLD 0.00076/.000030 MIN., SELECT MATTE TIN: 0.00254/.00100 OVER 0.00127/.000050 MIN NICKEL  
 231 = SELECT GOLD 0.00127/.000050 MIN., SELECT MATTE TIN: 0.00254/.00100 OVER 0.00076/.000030 MIN NICKEL  
 241 = SELECT GOLD 0.00051/.000020 MIN., SELECT MATTE TIN: 0.00254/.00100 OVER 0.00076/.000030 MIN NICKEL
  3. THIS PART CONFORMS TO MOLEX PROD. SPEC. PS-99020-0088.
  4. PACKAGING: PER PK-6410-002
  5. PIN SOLDERABILITY PER MOLEX SPEC. SMES-152.
  6. SINGLE RAMP ON 2-6 CCTS TWO RAMPS ON 7-16 CCTS, AS SHOWN.
  7. PIN PUSH OUT FORCE: (0.907 Kg)/2lbs MIN.
  8. PCB THICKNESS 1.6MM
  9. WAFERS STACKABLE END TO END WITH (2.54)/.100 BETWEEN END PINS
  10. THIS PART CONFORMS TO CLASS B REQUIREMENTS OF COSMETIC SPECIFICATION PS-45499-002.
  11. CIRCUIT 1 DESIGNATION IS USED TO DEFINE VOID LOCATION. CIRCUIT 1 MAY OR MAY NOT LINE UP WITH CIRCUIT 1 ON THE MATING HOUSING.

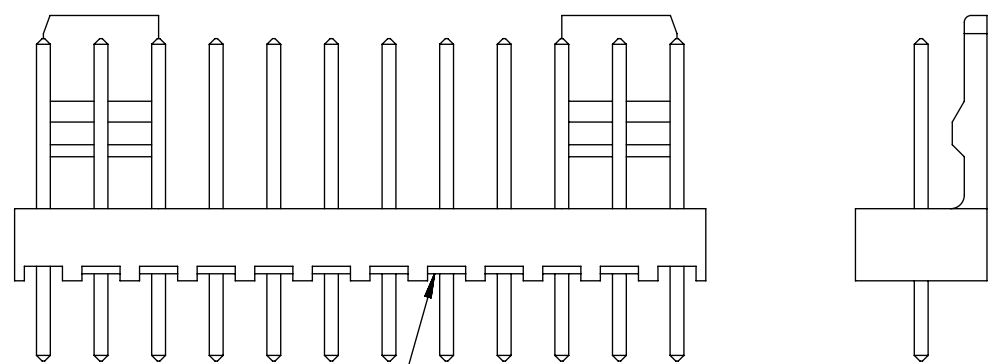


RECOMMENDED P.C.B. HOLE DIMENSIONS (STANDARD SERIES)



QUALITY SYMBOLS	THIS DRAWING CONTAINS INFORMATION THAT IS PROPRIETARY TO MOLEX ELECTRONIC TECHNOLOGIES, LLC AND SHOULD NOT BE USED WITHOUT WRITTEN PERMISSION		DIMENSION UNITS		SCALE
▽ = 0	2016/01/21 2016/05/31 2016/06/14  ADD 46999-0696 EC NO: 104930 DRWN: MKIPPER CHKD: JDFOX REV   APPR: FSMITH	GENERAL TOLERANCES (UNLESS SPECIFIED)		MM/IN	5:1
▽ = 0		MM	INCH	DRWN BY	DATE
▽ = 0		4 PLACES ±	±	T. MAHON	28/01/03
▽ = 0		3 PLACES ±	± 0.01	CHK'D BY	DATE
▽ = 0		2 PLACES ±	± 0.25 ± 0.014	BMAGUIRE	28/01/03
▽ = 0		1 PLACES ±	± 0.35 ±	APPR BY	DATE
▽ = 0		0 PLACES ±	±	JDENNEHY	2005/03/11
▽ = 0		ANGULAR TOL = 0.5		DRAWING SIZE	THIRD ANGLE PROJECTION
▽ = 0		DRAFT WHERE APPLICABLE MUST REMAIN WITHIN DIMENSIONS		C	
▽ = 0		BC1	REV		
			SERIES	MATERIAL NUMBER	CUSTOMER
			6410	SEE CHART	GENERAL MARKET
			DOCUMENT NUMBER	DOC TYPE	DOC PART SHEET NUMBER
			SDAE-6410-N	PSD	000 1 OF 4

ENG. NO.	AE-6410-NA ( 222 )		AE-6410-NC ( 197 )		AE-6410-NH ( 197 )		AE-6410-NJ ( 197 )		AE-6410-NL ( 154 )		AE-6410-NM ( 154 )		
DIMN. "D"	(7.50) .295		(7.14) .281		(7.49) .295		(18.80) .740		(8.58) .338		(7.62) .300		
DIMN. "C"	(14.22)/.560		(20.32)/.800		(14.98)/.590		(25.40)/1.000		(23.88)/.940		(20.32)/.800		
DIMN. "F"	(3.56)/.140 REF		(10.00)/.394 REF		(4.32)/.170 REF		(3.43)/.135 REF		(12.13).477 REF		(9.53)/.375 REF		
DIMN. "G"	N/A		N/A		N/A		N/A		N/A		N/A		
DIMN. "T"	OVERALL		OVERALL		OVERALL		OVERALL		OVERALL		OVERALL		
PLATING	222		197		197		197		154		154		
NO. OF CIRCUITS	2	AE-6410-2A(222)	22-27-2021	AE-6410-2C(197)	38-00-6292	AE-6410-2H(197)	38-00-6754	AE-6410-2J(197)	NOT TOOLED	AE-6410-2L(154)	NOT TOOLED	AE-6410-2M(154)	NOT TOOLED
	3	3 A(222)	▲ 2031	3 C(197)	▲ 6293	3 H(197)	NOT TOOLED	3 J(197)	NOT TOOLED	3 L(154)	26-01-3195	3 M(154)	26-01-3179
	4	4 A(222)	2041	4 C(197)	6294	4 H(197)	22-27-2046	4 J(197)	NOT TOOLED	4 L(154)	NOT TOOLED	4 M(154)	NOT TOOLED
	5	5 A(222)	2051	5 C(197)	6295	5 H(197)	NOT TOOLED	5 J(197)	22-27-2057	5 L(154)	▲	5 M(154)	NOT TOOLED
	6	6 A(222)	2061	6 C(197)	6296	6 H(197)	▲	6 J(197)	NOT TOOLED	6 L(154)	▲	6 M(154)	NOT TOOLED
	7	7 A(222)	2071	7 C(197)	6297	7 H(197)	▲	7 J(197)	NOT TOOLED	7 L(154)		7 M(154)	46999-0696
	8	8 A(222)	2081	8 C(197)	6298	8 H(197)	▲	8 J(197)	22-27-2087	8 L(154)		8 M(154)	NOT TOOLED
	9	9 A(222)	2091	9 C(197)	6299	9 H(197)	▲	9 J(197)	NOT TOOLED	9 L(154)		9 M(154)	▲
	10	10 A(222)	2101	10 C(197)	6300	10 H(197)	▼	10 J(197)	▲	10 L(154)		10 M(154)	▲
	11	11 A(222)	2111	11 C(197)	6301	11 H(197)	NOT TOOLED	11 J(197)	▲	11 L(154)		11 M(154)	
	12	12 A(222)	2121	12 C(197)	6302	12 H(197)	22-27-2126	12 J(197)	▲	12 L(154)		12 M(154)	
	13	13 A(222)	2131	13 C(197)	6303	13 H(197)	NOT TOOLED	13 J(197)	▲	13 L(154)	▼	13 M(154)	
	14	14 A(222)	2141	14 C(197)	6304	14 H(197)	▲	14 J(197)	▲	14 L(154)	NOT TOOLED	14 M(154)	
	15	15 A(222)	2151	15 C(197)	6305	15 H(197)	▼	15 J(197)	▲	15 L(154)	38-00-1736	15 M(154)	▼
	16	AE-6410-16A(222)	22-27-2161	AE-6410-16C(197)	38-00-6306	AE-6410-16H(197)	NOT TOOLED	AE-6410-16J(197)	NOT TOOLED	AE-6410-16L(154)	NOT TOOLED	AE-6410-16M(154)	NOT TOOLED



RIBS ADDED  
(4-16 CCTS. ONLY)

ALTERNATIVE WAFER CONFIGURATION

QUALITY SYMBOLS ▽ = 0 ▽ = 0 ▽ = 0 ▽ = 0 ▽ = 0 ▽ = 0 ▽ = 0 ▽ = 0 ▽ = 0 ▽ = 0	THIS DRAWING CONTAINS INFORMATION THAT IS PROPRIETARY TO MOLEX ELECTRONIC TECHNOLOGIES, LLC AND SHOULD NOT BE USED WITHOUT WRITTEN PERMISSION													
	ADD 46999-0696 EC NO: 104930 DRWN: MKIPPER CHKD: JDFOX REV APPR: FSMITH	GENERAL TOLERANCES (UNLESS SPECIFIED)				DIMENSION UNITS		SCALE						
		MM		INCH		MM/IN		5:1						
		4 PLACES ±		±		DRWN BY		DATE		WAFER, FRICTION LOCK KK (2.54)/.100 FOR (0.64)/.025 SQ. PINS				
		3 PLACES ±		± 0.01		T. MAHON		28/01/03						
		2 PLACES ±		± 0.25 ± 0.014		CHK'D BY		DATE						
	1 PLACES ±		± 0.35 ±		BMAGUIRE		28/01/03		PRODUCT CUSTOMER DRAWING					
	0 PLACES ±		±		APPR BY		DATE							
	ANGULAR TOL = 0.5				DRAWING SIZE		THIRD ANGLE PROJECTION		6410		SEE CHART		GENERAL MARKET	
	DRAFT WHERE APPLICABLE MUST REMAIN WITHIN DIMENSIONS				C				DOCUMENT NUMBER		SDAE-6410-N		DOC TYPE DOC PART SHEET NUMBER	
BC1		REV		PSD		000		2 OF 4						

ENG. NO.	AE-6410-NA ( 241 )	AE-6410-NC ( 241 )	AE-6410-NA ( 231 )	AE-6410-NS ( 241 )	AE-6410-NA ( 228 )
DIMN. "D"	(7.50) .295	(7.14) .281	(7.50) .295	(7.50) .295	(7.50) .295
DIMN. "C"	(14.22)/.560	(20.32)/.800	(14.22)/.560	(16.51)/.650	(14.22)/.560
DIMN. "F"	(3.56)/.140 REF	(10.00)/.394 REF	(3.56)/.140 REF	(5.84)/.230 REF	(3.56)/.140 REF
DIMN. "G"	(3.56)/.140	(5.08)/.200	(3.56)/.140	(5.08)/.200	(3.56)/.140
DIMN. "T"	(3.43)/.135	(5.08)/.200	(3.43)/.135	(5.08)/.200	(3.43)/.135
PLATING	241	241	231	241	228
NO. OF CIRCUITS	2	AE-6410-2A(241) 22-29-2021	AE-6410-2C(241) NOT TOOLED	AE-6410-2A(231) 38-00-7250	AE-6410-2A(228) 38-00-7062
	3	3 A(241) ↑ 2031	3 C(241) 38-00-5909	3 A(231) NOT TOOLED	3 A(228) ↑ 7063
	4	4 A(241) 2041	4 C(241) NOT TOOLED	4 A(231) 38-00-7251	AE-6410-4S(241) 38-00-7666 4 A ↑ 7064
	5	5 A(241) 2051	5 C(241) ↑	5 A(231) NOT TOOLED	5 A ↑ 7065
	6	6 A(241) 2061	6 C(241)	6 A(231) ↑	6 S(241) 38-00-7667 6 A ↑ 7066
	7	7 A(241) 2071	7 C(241)	7 A(231)	NOT TOOLED 7 A ↓ 7067
	8	8 A(241) 2081	8 C(241)	8 A(231)	↑ 8 A 38-00-7068
	9	9 A(241) 2091	9 C(241)	9 A(231)	9 A NOT TOOLED
	10	10 A(241) 2101	10 C(241)	10 A(231)	10 A NOT TOOLED
	11	11 A(241) 2111	11 C(241)	11 A(231)	11 A NOT TOOLED
	12	12 A(241) 2121	12 C(241)	12 A(231)	12 A 38-00-7072
	13	13 A(241) 2131	13 C(241)	13 A(231)	13 A NOT TOOLED
	14	14 A(241) 2141	14 C(241)	14 A(231)	14 A 38-00-7074
	15	15 A(241) ↓ 2151	15 C(241) ↓	15 A(231) ↓	15 A ↓ NOT TOOLED
	16	AE-6410-16A(241) 22-29-2161	AE-6410-16C(241) NOT TOOLED	AE-6410-16A(231) NOT TOOLED	AE-6410-16A(228) NOT TOOLED

<b>QUALITY SYMBOLS</b> 	THIS DRAWING CONTAINS INFORMATION THAT IS PROPRIETARY TO MOLEX ELECTRONIC TECHNOLOGIES, LLC AND SHOULD NOT BE USED WITHOUT WRITTEN PERMISSION												
	ADD 46999-0696 EC NO: 104930 DRWN: MKIPPER CHKD: JDFOX REV APPR: FSMITH	GENERAL TOLERANCES (UNLESS SPECIFIED)				DIMENSION UNITS <b>MM/IN</b>		SCALE <b>5:1</b>					
		4 PLACES ± ±		3 PLACES ± ± 0.01		DRWN BY <b>T. MAHON</b>		DATE <b>28/01/03</b>					
		2 PLACES ± 0.25 ± 0.014		1 PLACES ± 0.35 ±		CHK'D BY <b>BMAGUIRE</b>		DATE <b>28/01/03</b>		<b>PRODUCT CUSTOMER DRAWING</b> WAFER, FRICTION LOCK KK (2.54)/.100 FOR (0.64)/.025 SQ. PINS			
		0 PLACES ± ±		ANGULAR TOL = 0.5		APPR BY <b>JDENNEHY</b>		DATE <b>2005/03/11</b>					
	DRAFT WHERE APPLICABLE MUST REMAIN WITHIN DIMENSIONS				DRAWING SIZE <b>C</b>		THIRD ANGLE PROJECTION		SERIES: 6410 MATERIAL NUMBER: SEE CHART CUSTOMER: GENERAL MARKET DOCUMENT NUMBER: SDAE-6410-N DOC TYPE: PSD DOC PART: 000 SHEET NUMBER: 3 OF 4				
	DRAFT WHERE APPLICABLE MUST REMAIN WITHIN DIMENSIONS												

# VOIDED CIRCUIT OPTION

ENG. NO.	AE-6410-NA(197)-*
DIM. D	7.50/.295
DIM. C	14.22 / .560
DIM. F (REF)	3.56 / .140
DIM. G	N/A
DIM. T	OVERALL
PLATING	197

PART No.	ENG No.	CKT SIZE	VOID LOCATION
38-00-7222	AE-6410-3A(197)-2	3	2
↑ 4749	↑ -4A(197)-3	4	3
0611	-5A(197)-3	5	3
0089	-6A(197)-3	6	3
0090	-6A(197)-51	6	3,4,5
5370	-15A(197)-02	15	2
↓ 7688	↓ -12A(197)-09	12	9

THIS DRAWING CONTAINS INFORMATION THAT IS PROPRIETARY TO MOLEX ELECTRONIC TECHNOLOGIES, LLC AND SHOULD NOT BE USED WITHOUT WRITTEN PERMISSION		<b>molex</b> <sup>®</sup>																			
WAFFER, FRICTION LOCK KK (2.54)/.100 FOR (0.64)/.025 SQ. PINS		PRODUCT CUSTOMER DRAWING																			
SERIES: 6410    MATERIAL NUMBER: SEE CHART    CUSTOMER: GENERAL MARKET		DOCUMENT NUMBER: SDAE-6410-N    DOC TYPE: PSD    DOC PART: 000    SHEET NUMBER: 4 OF 4																			
QUALITY SYMBOLS ▽ = 0 ▽ = 0 ▽ = 0 ▼ = 0 ▽ = 0 ⊠ = 0 ■ = 0 ▽ = 0	ADD 46995-0696 EC NO: 104930 DRWN: MKIPPER CHKD: JDFOX REV   APPR: FSMITH	GENERAL TOLERANCES (UNLESS SPECIFIED) <table border="1" style="width: 100%; text-align: center;"> <tr> <th></th> <th>MM</th> <th>INCH</th> </tr> <tr> <td>4 PLACES</td> <td>±</td> <td>±</td> </tr> <tr> <td>3 PLACES</td> <td>±</td> <td>± 0.01</td> </tr> <tr> <td>2 PLACES</td> <td>± 0.25</td> <td>± 0.014</td> </tr> <tr> <td>1 PLACES</td> <td>± 0.35</td> <td>±</td> </tr> <tr> <td>0 PLACES</td> <td>±</td> <td>±</td> </tr> </table> ANGULAR TOL = 0.5 DRAFT WHERE APPLICABLE MUST REMAIN WITHIN DIMENSIONS		MM	INCH	4 PLACES	±	±	3 PLACES	±	± 0.01	2 PLACES	± 0.25	± 0.014	1 PLACES	± 0.35	±	0 PLACES	±	±	DIMENSION UNITS: MM/IN    SCALE: 5:1 DRWN BY: T. MAHON    DATE: 28/01/03 CHK'D BY: BMAGUIRE    DATE: 28/01/03 APPR BY: JDENNEHY    DATE: 2005/03/11 DRAWING SIZE: C    THIRD ANGLE PROJECTION
	MM	INCH																			
4 PLACES	±	±																			
3 PLACES	±	± 0.01																			
2 PLACES	± 0.25	± 0.014																			
1 PLACES	± 0.35	±																			
0 PLACES	±	±																			